

Seven-day forecast

High today	Low tonight	Today
70	42	Becoming mainly sunny, comfortable.
Morning	Noon	Evening
52	66	48
Wind (mph): W, 5 to 15	Wind (mph): SW, 5 to 15	Wind (mph): WSW, 20

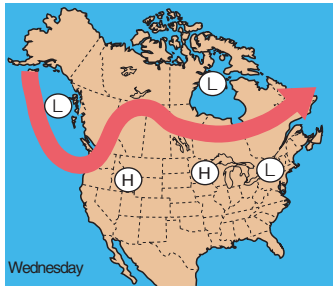
Saturday	Sunday	Monday	Tuesday	Wednesday	Thursday
72/46	73/48	75/49	78/53	79/52	77/53
Partly to mostly sunny.	Afternoon showers or storms possible.	Partly to mostly sunny.	Decent sunshine, warm.	Scattered showers likely to develop.	Variable clouds.

Weather notebook

State forecast overview:
High pressure will be the main weather feature for today and tomorrow. Expect plenty of sunshine and temperatures reaching into the lower 70s. A disturbance to the south will move northward Sunday afternoon, possibly triggering a few scattered showers. Warming into the mid 70s by Monday.

Next week

Five-day jet stream



10-day outlook

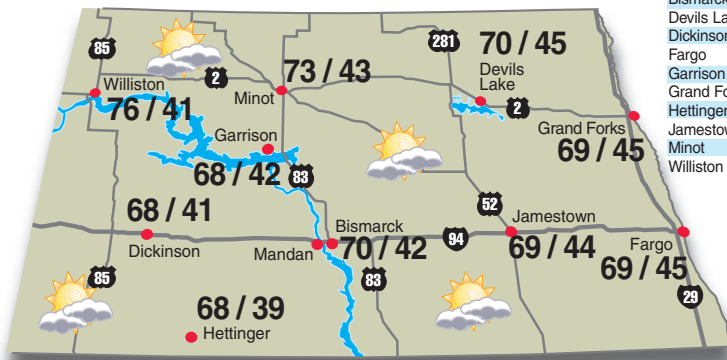
Temperature	Precipitation
Above Normal	Above Normal

Today's weather history

1987 - Unseasonably warm weather returned to the north central U.S. Seven cities reported record high temperatures for the date, including Jamestown, ND, with a reading of 96 degrees. Thunderstorms in Utah produced five inches of rain south of Bicknell. (The National Weather Summary) (Storm Data)

North Dakota facts and forecasts

Today across the state



Yesterday's state extremes:

High: 66 at Williston Low: 35 at Williston

Almanac

Bismarck-Mandan

Statistics through 5 p.m. yesterday from Bismarck Municipal Airport.

Temperatures

Yesterday High/low: 53 / 40
Normal high/low: 68 / 41
Record high: 88° in 1993
Record low: 27° in 2004

Precipitation

Yesterday: 0.68"
Total month to date: 1.70"
Normal month to date: 0.86"
Year to date: 7.17"
Normal year to date: 4.12"

Snowfall

Yesterday: 0.0"
Total month to date: 0.5"
Normal month to date: 0.3"
Year to date: 54.9"
Normal year to date: 50.3"

River stages

Stage Change
Missouri, Bismarck 6.18 + 1.01
Heart, Mandan 1.10 + 0.03

Sun & moon

Sunrise 6:10 AM Sunset 9:10 PM
Saturday 6:08 AM 9:11 PM
New First Full Last
May 14 May 20 May 27 June 4

Regional facts and forecasts

Area lake levels

Elev. 24hr. change Discharge Temp.

Oahe	1616.35	+0.02	18900 cfs	43
-------------	---------	-------	-----------	----

Sakakawea	1839.34	-0.56	12700 cfs	39
------------------	---------	-------	-----------	----

Minnesota

City	Yesterday		Today	
	Hi	Lo	Hi	Lo
Detroit Lakes	45	41	n/a	65
Duluth	42	41	1.01"	54
Minneapolis	53	46	0.62"	64
St Cloud	51	44	0.27"	64

South Dakota

City	Yesterday		Today	
	Hi	Lo	Hi	Lo
Aberdeen	50	43	0.28"	68
Buffalo	59	33	0.08"	65
Faith	53	33	0.17"	67
Huron	54	43	0.15"	71
Mobridge	52	39	0.28"	68
Pierre	55	39	0.03"	70
Rapid City	54	31	0.02"	67
Sioux Falls	51	43	0.02"	69
Watertown	49	42	0.07"	65

Montana

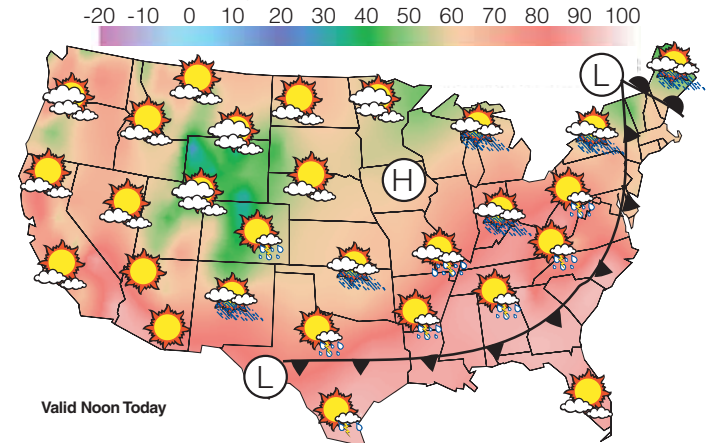
City	Yesterday		Today	
	Hi	Lo	Hi	Lo
Baker	61	35	0.04"	66
Billings	60	37	Trace*	70
Bozeman	67	26	0.00"	67
Butte	60	21	0.00"	67
Glasgow	65	34	0.00"	73
Glendive	64	36	0.00"	73
Great Falls	67	31	0.00"	73
Helena	66	29	0.00"	73
Miles City	63	41	0.01"	68
Sidney	n/a	n/a	n/a	73
Wolf Point	68	36	0.02"	73

Weather Updates

Get the latest weather information online:
 ▶ Current conditions
 ▶ 10 day forecast
 ▶ Highway reports
 ▶ and more

BismarckTribune.com

The nation today



Valid Noon Today

Yesterday's national extremes:

High: 97 at Laredo, Texas Low: 14 at Wisdom, Mont.

Around the nation

City	Yesterday			Today			Tomorrow			Yesterday			Today			Tomorrow			
	Hi	Lo	Prcp	Hi	Lo	W	Hi	Lo	W	City	Hi	Lo	Prcp	Hi	Lo	W	Hi	Lo	W
Albany, N.Y.	64	31	0.00"	69	52	sh	66	43	sh	Little Rock	86	70	0.00"	80	63	th	79	64	th
Albuquerque	71	44	0.00"	75	52	th	80	49	th	Los Angeles	76	59	0.00"	77	58	su	76	58	su
Amarillo	68	38	0.00"	61	54	th	68	53	th	Louisville	85	68	0.20"	76	55	th	75	58	pc
Anchorage	47	42	Trace*	43	35	ls	39	30	sn	Lubbock	77	45	0.00"	61	58	th	73	57	th
Asheville	81	56	0.00"	84	58	th	81	50	th	Memphis	85	74	0.00"	81	63	th	80	64	th
Atlanta	86	67	0.00"	88	67	th	87	63	th	Miami Beach	86	75	0.00"	86	77	pc	86	75	pc
Atlantic City	63	43	0.03"	76	57	th	69	53	pc	Midland-Odessa	77	49	0.25"	72	59	th	79	65	th
Austin	91	74	0.00"	89	69	th	84	66	th	Milwaukee	72	45	1.29"	59	45	pc	62	47	pc
Baltimore	62	52	Trace*	84	59	th	73	50	pc	Nashville	86	64	0.00"	81	62	th	79	60	th
Birmingham	87	69	0.00"	90	66	th	87	62	th	New Orleans	88	77	0.00"	90	71	pc	86	70	th
Boise	69	42	0.00"	74	46	pc	79	48	pc	New York City	70	47	0.00"	76	60	th	72	52	pc
Boston	68	45	0.00"	65	53	sh	67	49	pc	Norfolk, Va.	61	55	1.33"	89	69	th	81	60	th
Brownsville	91	77	0.00"	89	75	th	90	73	th	North Platte	58	29	Trace*	65	43	mc	64	45	th
Buffalo	59	37	0.02"	61	48	sh	60	44	pc	Oklahoma City	61	51	0.53"	73	64	th	76	57	th
Burlington, Vt.	65	30	0.00"	63	49	sh	62	41	sh	Omaha	80	47	0.70"	71	48	pc	63	50	th
Casper	50	30	0.09"	62	38	pc	61	38	th	Orlando	86	67	0.00"	90	69	pc	90	70	pc
Charleston, S.C.	87	64	0.00"	84	70	pc	84	70	pc	Pendleton	75	43	0.00"	83	48	pc	83	51	pc
Charleston, W. Va.	84	63	0.14"	83	57	th	74	50	pc	Philadelphia	68	46	0.00"	82	61	th	72	51	pc
Charlotte, N.C.	87	64	0.00"	90	67	th	87	59	th	Phoenix	87	63	0.00"	92	65	pc	92	67	su
Cheyenne	48	28	0.00"	55	37	th	61	38	th	Pittsburgh	77	45	0.00"	77	51	th	67	44	pc
Chicago	73	48	1.61"	69	48	pc	61	49	pc	Portland, Maine	67	34	0.00"	50	49	sh	58	46	sh
Cincinnati	83	62	Trace*	76	50	th	73	51	pc	Portland, Ore.	74	46	0.01"	75	49	pc	75	51	pc
Cleveland	83	47	0.02"	71	53	sh	63	47	pc	Providence	68	41	0.00"	62	54	sh	69	46	pc
Columbia, S.C.	91	66	0.00"	91	70	th	89	66	th	Raleigh-Durham	76	64	0.00"	92	69	th	87	61	th
Columbus, Ohio	83	53	0.08"	76	51	th	71	49	pc	Reno	68	40	0.00"	71	45	pc	76	45	pc
Concord, N.H.	69	29	0.00"	61	47	sh	64	41	sh	Richmond	64	55	0.07"	91	65	th	82	54	pc
Dallas-Ft. Worth	87	72	0.00"	83	69	th	84	66	th	Sacramento	84	50	0.00"	84	52	pc	84	52	pc
Dayton	82	52	Trace*	73	50	th	71	50	th	St. Louis	81	66	0.02"	72	53	th	71	58	pc
Denver	53	30	0.02"	60	43	th	63	44	th	Salt Lake City	60	40	0.00"	65	44	pc	73	49	pc
Des Moines	58	50	1.09"	70	45	pc	69	48	pc	San Antonio	86	74	Trace*	89	71	th	85	68	th
Detroit	67	46	0.51"	68	50	pc	68	50	pc	San Diego	67	58	0.00"	67	57	pc	66	57	pc
El Paso	85	47	0.00"	85	58	th	86	57	pc	San Francisco	65	50	0.00"	65	50	su	64	50	pc
Evansville	83	68	0.00"	73	53	th	76	57	pc	San Juan, P.R.	88	77	0.11"	83	79	sh	83	81	sh
Fairbanks	52	41	0.05"	61	41	pc	54	37	r	Santa Fe	67	36	0.00"	64	39	th	69	42	pc
Flagstaff	57	27	0.02"	66	32	pc	70	34	pc	Seattle	69	44	0.00"	69	51	pc	69	52	pc
Grand Rapids	66	46	0.88"	64	43	pc	66	44	pc	Shreveport	86	75	0.00"	88	67	th	86	65	th
Greensboro, N.C.	88	68	0.00"	90	66	th	85	59	th	Sioux City	85	46	0.03"	70	44	pc	66	50	sh
Hartford Spgflld	70	32	0.00"	64	54	th	69	45	th	Spokane	72	44	0.00"	76	48	pc	78	51	pc
Honolulu	86	74	0.01"	83	69	sh	83	70	sh	Syracuse	62	34	Trace*	70	47	sh	59	43	sh
Houston	86	76	Trace*	87	72	th	85	69	th	Tampa-St. Petersburg	90	71	0.00"	90	67	pc	89	72	th
Indianapolis	83	60	Trace*	72	47	th	72	53	pc	Topeka	65	50	2.87"	71	50	pc	66	52	th
Jackson, Miss.	89	75	Trace*	89	67	th	88	65	th	Tucson	86	51	0.00"	87	60	pc	91	62	pc
Jacksonville	85	60	0.00"	89	70	pc	89	69	pc	Tulsa	62	55	0.40"	74	61	th	72	62	pc
Janeau	50	41	0.15"	47	38	pc	41	34	ls	Washington, D.C.	63	52	Trace*	87	63	th	77	53	pc
Kansas City	62	51	2.41"	71	53	pc	67	54	th	Wichita	66	47	1.70"	71	55	pc	69	54</	