

Today Tonight Saturday Sunday Monday Tuesday



Mainly sunny

67°



A few passing clouds

35°



Partial sunshine, mild

68° 37°



Scattered showers possible

71° 40°



Chance of scattered showers

70° 39°



Periods of sunshine, cooler

66° 37°


ALMANAC

Temperature

| | |
|----------------------|------------|
| Yesterday High / Low | 60 / 21 |
| Normal High / Low | 60 / 35 |
| Record High | 84 in 1993 |
| Record Low | 18 in 1983 |
| High / Low last year | 39 / 28 |

Temperatures and precipitation valid to 5 p.m.yesterday

Moon Phases



Precipitation

| | | |
|----------------------|-------|----------|
| Yesterday's | 0.00" | Today |
| Month to date | 0.27" | Saturday |
| Normal month to date | 0.69" | Sunday |
| Year to date | 2.73" | Monday |
| Normal year to date | 3.54" | Tuesday |

Yesterday State Extremes:

High: 75 at Thompson Falls
Low: 14 at Wisdom

Sunrise

| | |
|----------|---------|
| Today | 5:59 AM |
| Saturday | 5:58 AM |
| Sunday | 5:57 AM |
| Monday | 5:56 AM |

Sunset

| | |
|----------|---------|
| Today | 8:55 PM |
| Saturday | 8:56 PM |
| Sunday | 8:57 PM |
| Monday | 8:58 PM |

Moonrise

| | |
|----------|---------|
| Today | 6:00 AM |
| Saturday | 6:49 AM |
| Sunday | 7:50 AM |
| Monday | 9:01 AM |

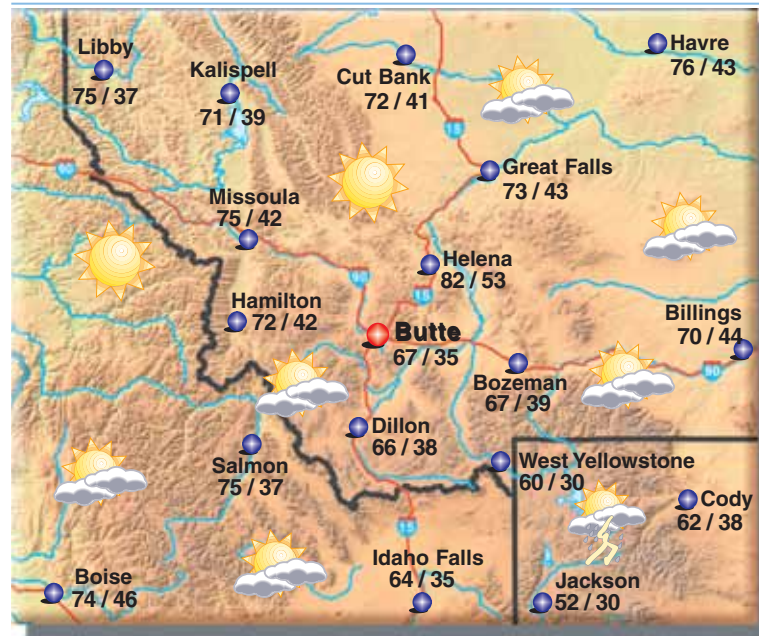
Moonset

| | |
|----------|----------|
| Today | 10:17 PM |
| Saturday | 11:18 PM |
| Sunday | none |
| Monday | 12:10 AM |

Forecasts and maps prepared by:

DayWeather, Inc.
www.dayweather.com

TODAY'S FORECAST MAP



AROUND MONTANA

| City | Yesterday | | | Today | | | City | Yesterday | | | Today | | |
|-------------|-----------|-----|--------|-------|----|----|----------------|-----------|-----|-------|-------|----|----|
| | Hi | Lo | Prcp | Hi | Lo | W | | Hi | Lo | Prcp | Hi | Lo | W |
| Anaconda | 62 | 32 | 0.00" | 69 | 37 | pc | Libby | n/a | n/a | n/a" | 75 | 37 | pc |
| Baker | 61 | 35 | 0.04" | 66 | 40 | pc | Livingston | 62 | 25 | 0.00" | 68 | 36 | pc |
| Billings | 60 | 37 | Trace" | 70 | 44 | pc | Malta | n/a | n/a | n/a" | 74 | 45 | pc |
| Boulder | n/a | n/a | n/a" | 67 | 39 | pc | Miles City | 63 | 41 | 0.01" | 68 | 44 | pc |
| Bozeman | 67 | 26 | 0.00" | 67 | 39 | pc | Missoula | 71 | 31 | 0.00" | 75 | 42 | pc |
| Broadus | 60 | 36 | 0.08" | 68 | 40 | pc | Plentywood | n/a | n/a | n/a" | 72 | 42 | pc |
| Cut Bank | 67 | 29 | 0.00" | 72 | 41 | pc | Red Lodge | n/a | n/a | n/a" | 61 | 41 | pc |
| Dillon | 59 | 26 | 0.00" | 66 | 38 | pc | Roundup | n/a | n/a | n/a" | 72 | 41 | pc |
| Drummond | 65 | 23 | n/a" | 75 | 40 | pc | Sidney | 55 | 32 | 0.00" | 63 | 41 | th |
| Glasgow | 65 | 34 | 0.00" | 73 | 44 | pc | Superior | n/a | n/a | n/a" | 77 | 40 | pc |
| Glendive | 64 | 36 | 0.00" | 73 | 42 | pc | Thompson Falls | n/a | n/a | n/a" | 75 | 40 | pc |
| Great Falls | 67 | 31 | 0.00" | 73 | 43 | pc | W.Yellowstone | n/a | 20 | n/a" | 60 | 30 | sh |
| Hamilton | n/a | n/a | n/a" | 72 | 42 | pc | Wisdom | n/a | n/a | n/a" | 59 | 28 | pc |
| Hardin | 61 | 36 | 0.00" | 72 | 42 | pc | | | | | | | |
| Harlowton | n/a | n/a | n/a" | 70 | 37 | pc | | | | | | | |
| Havre | 65 | 30 | 0.00" | 76 | 43 | pc | | | | | | | |
| Helena | 66 | 29 | 0.00" | 73 | 42 | pc | | | | | | | |
| Kalispell | 69 | 30 | 0.00" | 71 | 39 | pc | | | | | | | |
| Lewistown | 61 | 29 | 0.00" | 67 | 40 | pc | | | | | | | |

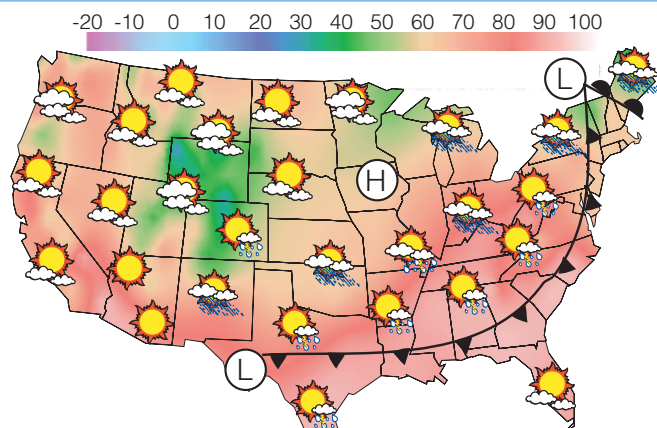
RIVER LEVELS

| Location: | Stage (ft) | Flow (cfps) |
|---------------------------------|------------|-------------|
| Beaverhead R. near Dillon | 3.14' | 134 |
| Beaverhead R. near Twin Bridges | 3.68' | 145 |
| Big Hole R. near Melrose | 2.05' | 652 |
| Big Hole R. at Wisdom | 2.75' | 74 |
| Boulder R. near Boulder | 5.83' | 161 |
| Jefferson R. near Twin Bridges | 3.26' | 1200 |
| Madison R. near W. Yellowstone | 1.83' | 445 |
| Madison R. near McAllister | 3.91' | 221 |
| Missouri R. below Hauser lake | 3.64' | 3850 |
| Missouri R. below Holter Dam | 2.50' | 3970 |

2 col. x 1" ad space

AROUND THE NATION

| City | Yesterday | | | Today | | |
|------------------|-----------|----|--------|-------|----|----|
| | Hi | Lo | Prcp | Hi | Lo | W |
| Albuquerque | 71 | 44 | 0.00" | 75 | 52 | th |
| Anchorage | 47 | 42 | Trace" | 43 | 35 | ls |
| Atlanta | 86 | 67 | 0.00" | 88 | 67 | th |
| Birmingham | 87 | 69 | 0.00" | 90 | 66 | th |
| Bismarck | 53 | 40 | 0.68" | 70 | 42 | pc |
| Boise | 69 | 42 | 0.00" | 74 | 46 | pc |
| Boston | 68 | 45 | 0.00" | 65 | 53 | sh |
| Buffalo | 50 | 32 | 0.07" | 63 | 40 | pc |
| Casper | 50 | 30 | 0.09" | 62 | 38 | pc |
| Charleston, SC | 87 | 64 | 0.00" | 84 | 70 | pc |
| Charleston, WV | 84 | 63 | 0.14" | 83 | 57 | th |
| Charlotte | 87 | 64 | 0.00" | 90 | 67 | th |
| Chicago | 73 | 48 | 1.61" | 69 | 48 | pc |
| Columbus, OH | 83 | 53 | 0.08" | 76 | 51 | th |
| Concord | 69 | 29 | 0.00" | 61 | 47 | sh |
| Dallas | 87 | 72 | 0.00" | 83 | 69 | th |
| Denver | 53 | 30 | 0.02" | 60 | 43 | th |
| Des Moines | 58 | 50 | 1.09" | 70 | 45 | pc |
| Detroit | 67 | 46 | 0.51" | 68 | 50 | pc |
| Duluth | 42 | 41 | 1.01" | 54 | 39 | sh |
| Evansville | 83 | 68 | 0.00" | 73 | 53 | th |
| Fairbanks | 52 | 41 | 0.05" | 61 | 41 | pc |
| Fargo | 46 | 44 | 0.26" | 69 | 45 | pc |
| Flagstaff | 57 | 27 | 0.02" | 66 | 32 | pc |
| Grand Rapids | 66 | 46 | 0.88" | 64 | 43 | pc |
| Honolulu | 86 | 74 | 0.01" | 83 | 69 | sh |
| Houston | 86 | 76 | Trace" | 87 | 72 | th |
| Indianapolis | 83 | 60 | Trace" | 72 | 47 | th |
| Jackson, MS | 89 | 75 | Trace" | 89 | 67 | th |
| Jacksonville, FL | 85 | 60 | 0.00" | 89 | 70 | pc |
| Juneau | 50 | 41 | 0.15" | 47 | 38 | pc |
| Kansas City | 62 | 51 | 2.41" | 71 | 53 | pc |
| Las Vegas | 79 | 58 | 0.00" | 82 | 63 | pc |
| Los Angeles | 76 | 59 | 0.00" | 77 | 58 | su |
| Memphis | 85 | 74 | 0.00" | 81 | 63 | th |
| Miami Beach | 86 | 75 | 0.00" | 86 | 73 | pc |
| Minneapolis | 53 | 46 | 0.62" | 64 | 47 | pc |



Yesterday's National Extremes:

High: 97 at Laredo, Texas Low: 14 at Wisdom, Mont.

| City | Yesterday | | | Today | | | City | Yesterday | | | Today | | |
|--------------|-----------|----|-------|-------|----|----|----------------|-----------|----|--------|-------|----|----|
| | Hi | Lo | Prcp | Hi | Lo | W | | Hi | Lo | Prcp | Hi | Lo | W |
| Nashville | 86 | 64 | 0.00" | 81 | 62 | th | Sacramento | 84 | 50 | 0.00" | 84 | 52 | pc |
| New Orleans | 88 | 77 | 0.00" | 90 | 71 | pc | Salt Lake City | 60 | 40 | 0.00" | 65 | 44 | pc |
| New York | 70 | 47 | 0.00" | 76 | 60 | th | San Francisco | 65 | 50 | 0.00" | 65 | 50 | su |
| Orlando | 86 | 67 | 0.00" | 90 | 69 | pc | Seattle | 69 | 44 | 0.00" | 69 | 51 | pc |
| Philadelphia | 68 | 46 | 0.00" | 82 | 61 | th | Sioux Falls | 51 | 43 | 0.02" | 69 | 46 | pc |
| Phoenix | 87 | 63 | 0.00" | 92 | 65 | pc | Spokane | 72 | 44 | 0.00" | 76 | 48 | pc |
| Portland | 74 | 46 | 0.01" | 75 | 49 | pc | Tampa | 90 | 71 | 0.00" | 90 | 67 | pc |
| Reno | 68 | 40 | 0.00" | 71 | 45 | pc | Tucson | 86 | 51 | 0.00" | 87 | 60 | pc |
| St. Louis | 81 | 66 | 0.02" | 72 | 53 | th | Wash., D.C. | 63 | 52 | Trace" | 87 | 63 | th |

Fronts:

Cold



Warm



Stationary



weather key:

su-sunny, pc-partly cloudy, mc-mostly cloudy, c-cloudy, th-thunderstorms, r-rain, sh-showers, sn-snow, fl-flurries, w-wind, m-missing